



TITLE: 3PH DISTRIBUTION TRANSFORMER NAMEPLATE INFORMATION			
3	21/07/16	PP	EDB UPDATE
2	20/03/17	PP	SEISMIC UPDATE
NO.	DATE	BY	REVISION
			DES: JWEN
			DATE: 15/11/17
			SCALE: NTS

SHEET 1 OF 3  
EDBSK3A0225KB4S

**POWER SOLUTIONS**

Guelph, ONT  
Compton, CA

Hyderabad, IN

**HPS Sentinel™ K**

Energy Efficient Distribution Transformer

Transformateur de Distribution à Bon Rendement Énergétique

Baraboo, WI  
Monterrey, MX

Part No. SK3A0225KB4S

LR 3902

DRY TYPE TRANSFORMER E112313

ALSO VERIFIED IN ACCORDANCE TO ENERGY STANDARD CRO22-18 BY UNDERWriters LABORATORIES INC. 3106

**LISTED**

SPACINGS BETWEEN ANY VENTILATED ENCLOSURE PANEL AND ANY ADJACENT WALL SHALL BE A MINIMUM OF 5 INCHES EXCEPT WHEN WALL MOUNTED USING APPROVED WALL MOUNTING KIT ELECTROSTATIC SHIELD

VOLTS	CURRENT COURANT	% RATED VOLTAGE % NOMINALE	CONNECTION CONNECTION PAR PHASE
504	258	105	1
492	264	102.5	2
480	271	100	3
468	278	97.5	4
456	285	95	5
444	293	92.5	6
432	301	90	7

Serial No. No. de Serie	
HV/HT	480V
BIL	10 kV
Term Bornes	H1 H2 H3
LV/BT	208Y/120V
BIL	10 kV
Term Bornes	X0 X1 X2 X3
Energy Regulations Réglements Énergétique	DOE 10 CFR PART 431:2016
CEE ACT SOR/2018-201	

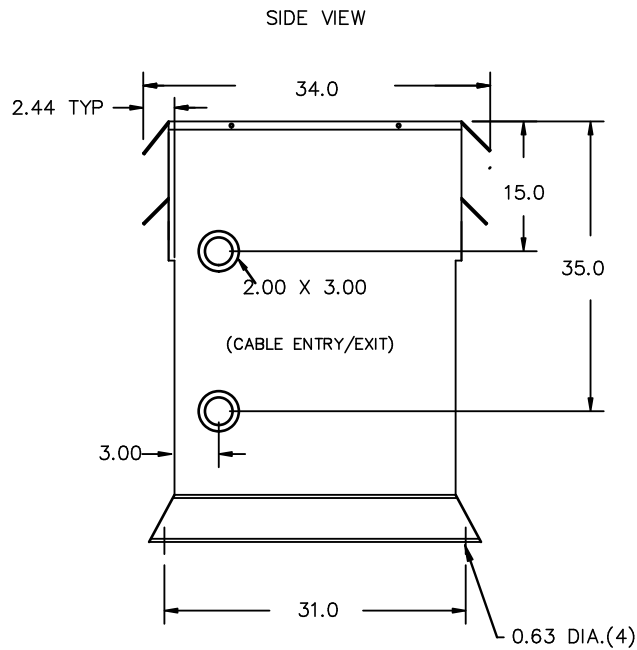
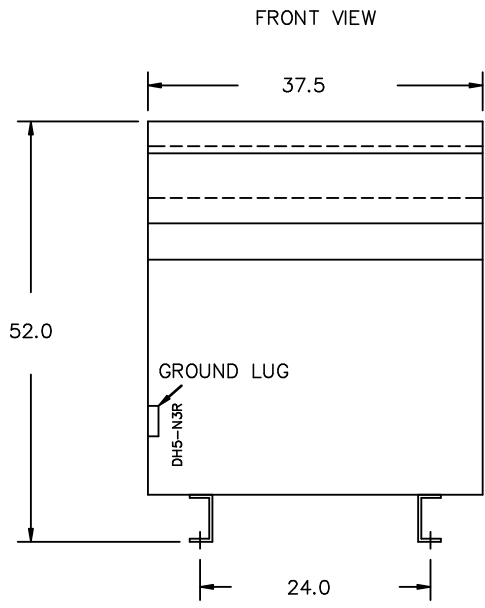
Cust. Ref. Ref. du Client	
Phase	3
Type	K
Cooling Refroidissement	ANN
kVA	225
Temp. Rise Echauffement	150 °C
Temp Class Classe Temp	220 °C
Winding Enroulement	AL
Frequency Fréquence Hz	60
Impedance % @ 170 °C	5.7
Encl Type Type De Coffrage	3R
Weight Poids lbs	1500

Suitable for non-sinusoidal current load with K-factor not to exceed 4  
Convient à des courants non-sinusoidaux avec facteur K n'excédant pas 4

SEISMIC QUALIFICATIONS:  
AS FLOOR MOUNT ONLY  
IBC 2018/ASCE 7-16  
SDS<=2.0g Z/n=0 Ip=1.5

d000187hb

THIS DRAWING CONTAINS STRICTLY CONFIDENTIAL INFORMATION BELONGING TO HAMMOND POWER SOLUTIONS AND MUST NOT BE DISTRIBUTED OUTSIDE AUTHORIZED PARTIES.



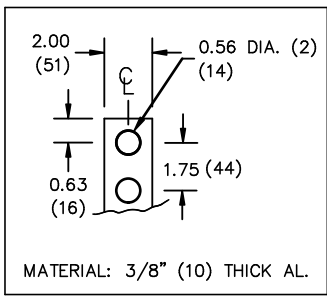
All Dimensions in inches

ENCLOSURE COLOR :ANSI 61 GREY – OUTDOOR

H.V.1. TERMINAL DETAIL

L.V.1. TERMINAL DETAIL

MECHANICAL TYPE LUGS INCLUDED  
SUITABLE FOR 350MCM-6 CU/AL  
CONDUCTORS  
2 CONDUCTORS PER PHASE



CUSTOMER NOTES:

- HV1 TERMINATED AT TOP FRONT
- LV1 TERMINATED AT BOTTOM FRONT
- XO HAS QTY:2 LV PADS DISTRIBUTE CABLES EVENLY ON BOTH PADS



TITLE:		3PH DISTRIBUTION TRANSFORMER		
3	21/07/16	PP	EDB UPDATE	DES: JWEN
2	20/03/17	PP	SEISMIC UPDATE	DATE: 15/11/17
NO.	DATE	BY	REVISION	SCALE: NTS

SHEET 2 OF 3

EDBSK3A0225KB4S

3.0 httpd 2026/04/04 23:20

ENCLOSURE BOTTOM VIEW



NOTE:  
 WHEN BOTTOM CABLE ENTRY IS OPTED, THE SPACE USED FOR CONDUITS IN THE FRONT OF THE TRANSFORMER SHOULD NOT OBSTRUCT MORE THAN 50% OF THE FRONT AIR INTAKE AREA DEFINED BETWEEN THE BOTTOM PLATE AND THE SUPPORTING LEGS.  
 SEE MANUAL FOR ADDITIONAL INFORMATION



TITLE: 3PH DISTRIBUTION TRANSFORMER  
 ENCLOSURE BOTTOM VIEW

3	21/07/16	PP	EDB UPDATE	DES: JWEN
2	20/03/17	PP	SEISMIC UPDATE	DATE: 15/11/17
NO.	DATE	BY	REVISION	SCALE: NTS

SHEET 3 OF 3

EDBSK3A0225KB4S