



TITLE: 1PH DISTRIBUTION TRANSFORMER
NAMEPLATE INFORMATION

NO.	DATE	BY	REVISION

DES:	LCEN
DATE:	24/08/21
SCALE:	NTS

SHEET 1 OF 3

EDBSG3L0037HE

0.0 httpd 2026/06/16 20:48

THIS DRAWING CONTAINS STRICTLY CONFIDENTIAL INFORMATION BELONGING TO HAMMOND POWER SOLUTIONS AND MUST NOT BE DISTRIBUTED OUTSIDE AUTHORIZED PARTIES.

POWER SOLUTIONS
Guelph, ONT
Hyderabad, IN Compton, CA

HPS Sentinel™ G
Energy Efficient Distribution Transformer
Transformateur de Distribution à Bon Rendement Énergétique

Baraboo, WI
Monterrey, MX

Part No. **SG3L0037HE**

LISTED **LR 3902**
 DRY TYPE TRANSFORMER 800342314101
 ALSO REFER TO CATALOGUE
 TV ENERGY STANDARDS CRO29-18
 BY UNDERWRITERS LABORATORIES INC. @ 316

VOLTS	CURRENT COURANT	% RATED % TENSION NOMINALE	CONNECTION EACH PHASE CONNECTION PAR PHASE
437	85.9	105	1-2
426	87.9	102.5	2-3
416	90.1	100	3-4
406	92.5	97.5	4-5
395	94.9	95	5-6
120	312		X4&X2, X3&X1
240	156		X1, X4

Cust. Ref.

Ref. du Client

Serial No.

No. de Serie

Phase 1 HV/HT 416V 90.1A

Type F BIL 10 kV

Cooling ANN Term H1 H2

Refrédissement Borne

kVA 37.5 LV/BT 120/240V 312/156A

Temp. Rise 150 °C BIL 10 kV

Echauffement Term X4 X2 X3 X1

Classe Temp 220 °C Borne

Winding AL Energy DOE 10 CFR PART 431:2016

Enroulement Reglements CEE ACT SOR/2018-201

Frequency Hz 60 Reglements Énergétique

Impedance % 6

@ 170 °C

Encl. Type 3R

Type de Coffrage

Weight lbs/kg 260/118

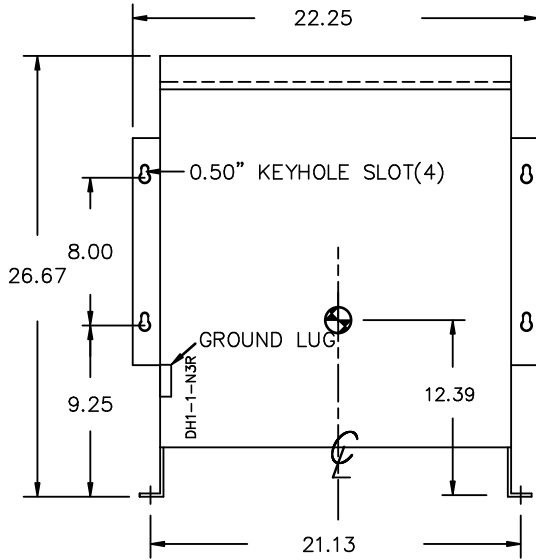
Poids

SPACINGS BETWEEN ANY VENTILATED ENCLOSURE PANEL AND ANY ADJACENT WALL SHALL BE A MINIMUM OF 3 INCHES

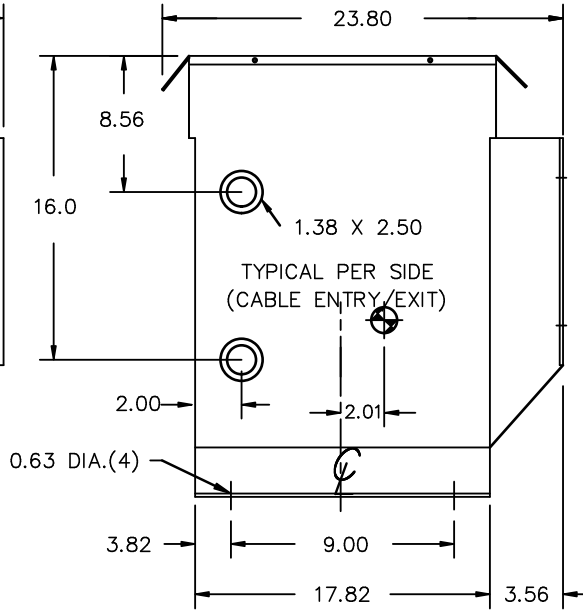
SEISMIC QUALIFICATIONS:
 OSP=0.136/IBC 2018/ASCE 7-16
 SDS<=2.0g Z/h=1 Ip=1.5

0000186hb

FRONT VIEW



SIDE VIEW



All Dimensions in inches

ENCLOSURE COLOR : ANSI 61 GREY – OUTDOOR

HV TERMINAL DETAIL

LV TERMINAL DETAIL

MECHANICAL TYPE LUGS INCLUDED
SUITABLE FOR #2/0-14 CU/AL
CONDUCTORS
1 CONDUCTOR PER PHASE

MECHANICAL TYPE LUGS INCLUDED
SUITABLE FOR 250MCM-6 CU/AL
CONDUCTORS
1 CONDUCTOR PER PHASE

CUSTOMER NOTES:

- HV TERMINATED AT TOP FRONT
- LV TERMINATED AT BOTTOM FRONT



TITLE: 1PH DISTRIBUTION TRANSFORMER

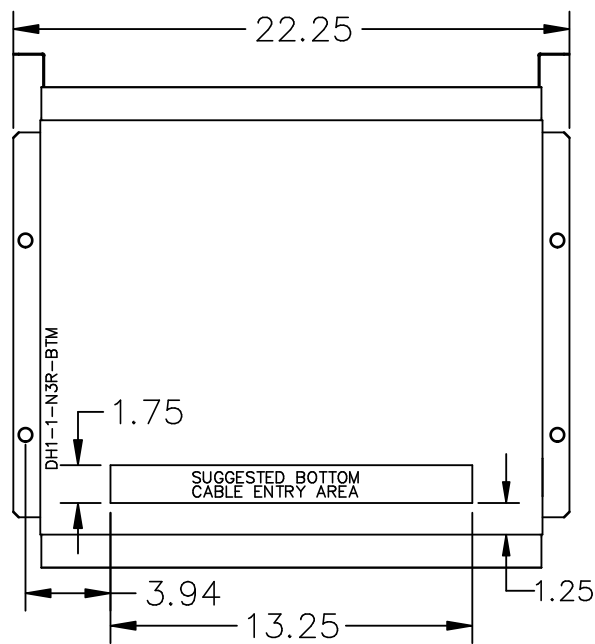
DES:	LCEN
DATE:	24/08/21
SCALE:	NTS

NO.	DATE	BY	REVISION

SHEET 2 OF 3

EDBSC3L0037HE

ENCLOSURE BOTTOM VIEW



NOTE:
 WHEN BOTTOM CABLE ENTRY IS OPTED, THE SPACE USED FOR CONDUITS IN THE FRONT OF THE TRANSFORMER SHOULD NOT OBSTRUCT MORE THAN 50% OF THE FRONT AIR INTAKE AREA DEFINED BETWEEN THE BOTTOM PLATE AND THE SUPPORTING LEGS.
 SEE MANUAL FOR ADDITIONAL INFORMATION



TITLE: 1PH DISTRIBUTION TRANSFORMER
 ENCLOSURE BOTTOM VIEW

				DES: LCEN
				DATE: 24/08/21
NO.	DATE	BY	REVISION	SCALE: NTS

SHEET 3 OF 3

EDBSG3L0037HE