



TITLE: 1PH DISTRIBUTION TRANSFORMER
NAMEPLATE INFORMATION

NO.	DATE	BY	REVISION
2	21/07/16	PP	EDB UPDATE
1	20/03/17	PP	SEISMIC UPDATE
			DES: PPICASSI
			DATE: 17/04/27
			SCALE: NTS

SHEET 1 OF 3

EDB SG3L0015PE0C

2.0 httpd 2026/06/24 21:49

THIS DRAWING CONTAINS STRICTLY CONFIDENTIAL INFORMATION BELONGING TO HAMMOND POWER SOLUTIONS AND MUST NOT BE DISTRIBUTED OUTSIDE AUTHORIZED PARTIES.

POWER SOLUTIONS
Guelph, ONT
Hyderabad, IN Compton, CA

hammond HPS Sentinel™ G
Energy Efficient Distribution Transformer
Transformateur de Distribution à Bon Rendement Énergétique

Baraboo, WI
Monterrey, MX

Part No. SG3L0015PE0C

Cust. Ref. [] Serial No. []
 Ref. du Client [] No. de Serie []

Phase 1 HV/HT 600V 25.0A

Type F BIL 10 kV

Cooling Refroidissement ANN Term Bornes H1 H2

kVA 15 LV/BT 120/240V 125.0/62.5A

Temp. Rise Echauffement 150 °C BIL 10 kV

Temp Class Classe Temp 220 °C Term Bornes X4 X2 X3 X1

Winding Enroulement CU Energy Regulations DOE 10 CFR PART 431:2016

Frequency Fréquence Hz 60 Reglements de l'Energétique CEE ACT SOR/2018-201

Impedance % @ 170 °C 5.3

Encl. Type Type de Coffrage 3R

Weight Poids lbs 180

DRY TYPE DISTRIBUTION TRANSFORMER
77US E112313

LR 3902

0342314123 3

ALSO REFER TO UNDERWRITERS LABORATORIES INC. @ 316

LISTED

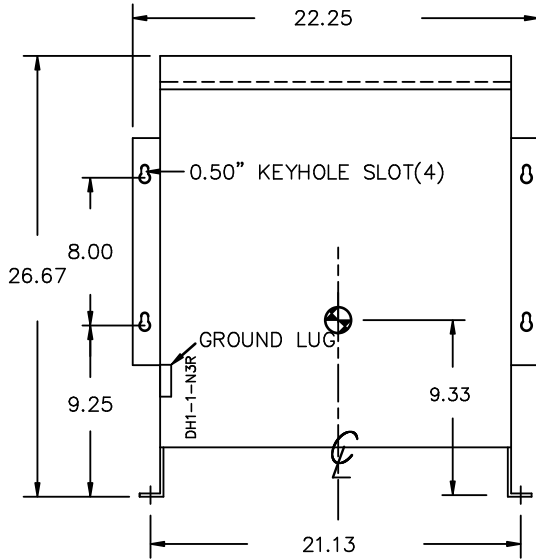
SPACINGS BETWEEN ANY VENTILATED ENCLOSURE PANEL AND ANY ADJACENT WALL SHALL BE A MINIMUM OF 3 INCHES

VOLTS	CURRENT COURANT	% RATED VOLTAGE % TENSION NOMINALE	CONNECTION EACH PHASE CONNECTION PAR PHASE
630	23.8	105	1-2
615	24.4	102.5	2-3
600	25.0	100	3-4
585	25.6	97.5	4-5
570	26.3	95	5-6
120	125.0		X4&X2, X3&X1
240	62.5		X1, X4

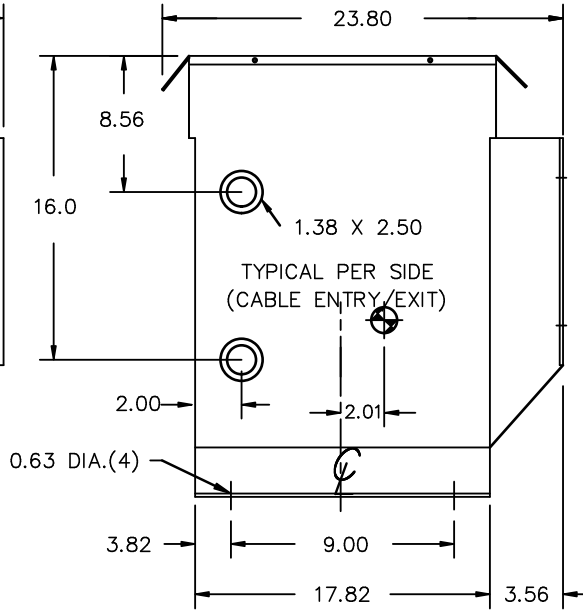
SEISMIC QUALIFICATIONS:
 OSP=0136/IBC 2018/ASCE 7-16
 SDS<=2.0g Z/h=1 Ip=1.5

d000186hb

FRONT VIEW



SIDE VIEW



All Dimensions in inches

ENCLOSURE COLOR : ANSI 61 GREY – OUTDOOR

HV TERMINAL DETAIL

LV TERMINAL DETAIL

MECHANICAL TYPE LUGS INCLUDED
SUITABLE FOR #14-2 CU/AL
CONDUCTORS
1 CONDUCTOR PER PHASE

MECHANICAL TYPE LUGS INCLUDED
SUITABLE FOR #14-2 CU/AL
CONDUCTORS
1 CONDUCTOR PER PHASE

CUSTOMER NOTES:

- HV TERMINATED AT TOP FRONT
- LV TERMINATED AT BOTTOM FRONT



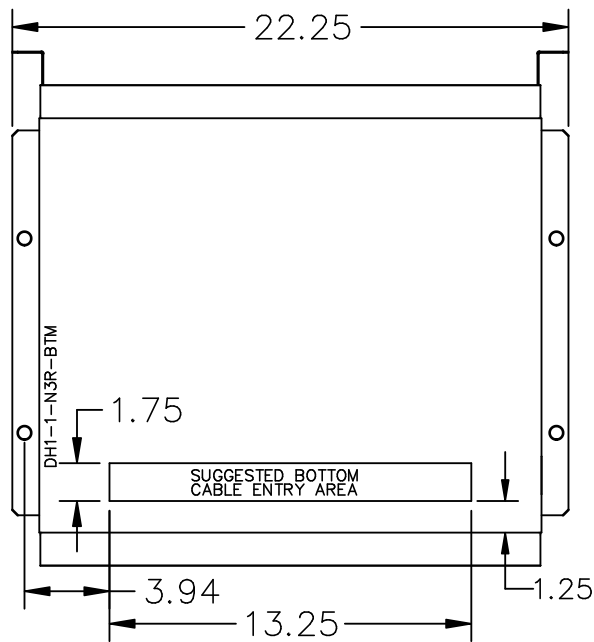
TITLE: 1PH DISTRIBUTION TRANSFORMER

2	21/07/16	PP	EDB UPDATE	DES: PPLICASSI
1	20/03/17	PP	SEISMIC UPDATE	DATE: 17/04/27
NO.	DATE	BY	REVISION	SCALE: NTS

SHEET 2 OF 3

EDBSC310015PEOC

ENCLOSURE BOTTOM VIEW



NOTE:
 WHEN BOTTOM CABLE ENTRY IS OPTED, THE SPACE USED FOR CONDUITS IN THE FRONT OF THE TRANSFORMER SHOULD NOT OBSTRUCT MORE THAN 50% OF THE FRONT AIR INTAKE AREA DEFINED BETWEEN THE BOTTOM PLATE AND THE SUPPORTING LEGS.
 SEE MANUAL FOR ADDITIONAL INFORMATION



TITLE: 1PH DISTRIBUTION TRANSFORMER
 ENCLOSURE BOTTOM VIEW

2	21/07/16	PP	EDB UPDATE	DES: PPICASSI
1	20/03/17	PP	SEISMIC UPDATE	DATE: 17/04/27
NO.	DATE	BY	REVISION	SCALE: NTS

SHEET 3 OF 3

EDBSC3L0015PEOC