



TITLE: 1PH DISTRIBUTION TRANSFORMER
NAMEPLATE INFORMATION


NO.	DATE	BY	REVISION
2	21/07/16	PP	EDB UPDATE
1	20/03/17	PP	SEISMIC UPDATE
			DES: CSHAH
			DATE: 19/07/17
			SCALE: NTS

SHEET 1 OF 3

EDBSG3L0015FE0C

2.0 httpd 2026/06/04 08:15

THIS DRAWING CONTAINS STRICTLY CONFIDENTIAL INFORMATION BELONGING TO HAMMOND POWER SOLUTIONS AND MUST NOT BE DISTRIBUTED OUTSIDE AUTHORIZED PARTIES.




POWER SOLUTIONS
Guelph, ONT
Hyderabad, IN Compton, CA

HPS Sentinel™ G
Energy Efficient Distribution Transformer
Transformateur de Distribution à Bon Rendement Énergétique

Baraboo, WI
Monterrey, MX

Part No. **SG3L0015FE0C**

LISTED  **LR 3902**
 DRY TYPE TRANSFORMER
 ALSO REFER TO LOCAL CODES
 FOR ENERGY LABELING REQUIREMENTS
 BY UNDERWRITERS LABORATORIES INC. @ 016

8 03423 17409 15
 03423 17409 15
 03423 17409 15

SPACINGS BETWEEN ANY VENTILATED ENCLOSURE PANEL AND ANY ADJACENT WALL SHALL BE A MINIMUM OF 3 INCHES

VOLTS	CURRENT COURANT	% RATED VOLTAGE % TENSION NOMINALE	CONNECTION EACH PHASE CONNECTION PAR PHASE
291	51.6	105	1-2
284	52.8	102.5	2-3
277	54.2	100	3-4
270	55.5	97.5	4-5
263	57.0	95	5-6
120	125.0		X4&X2, X3&X1
240	62.5		X1, X4

Serial No. []
 No. de Serie []

Phase 1 HV/HT

Type F BIL

Cooling Refroidissement ANN Term Bornes

kVA 15 LV/BT 120/240V 125.0/62.5A

Temp. Rise Echauffement 150 °C BIL

Temp Class Classe Temp 220 °C Term Bornes

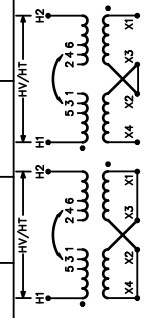
Winding Enroulement CU Energy Regulations

Frequency Fréquence Hz 60 Reglements de Énergétique

Impedance % @ 170 °C 5.8

Encl. Type Type de Coffrage 3R

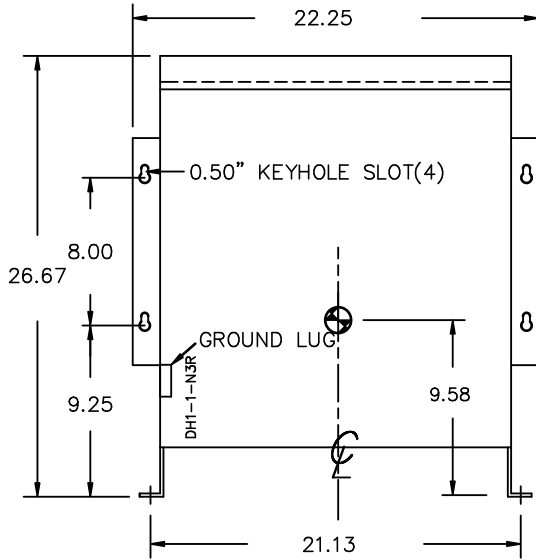
Weight Poids lbs 180



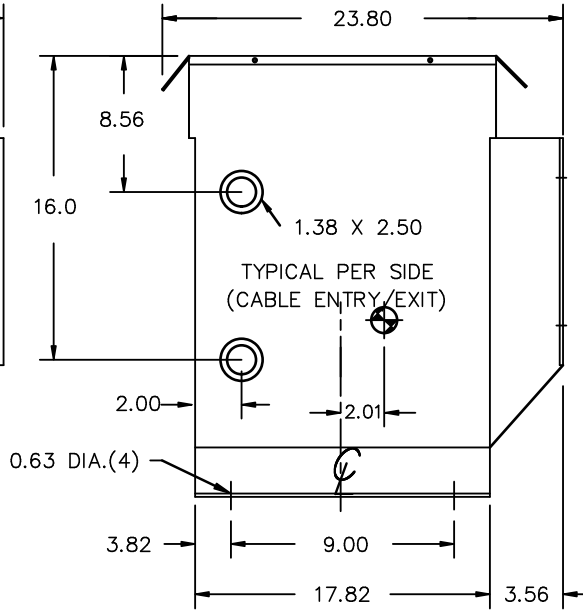
SEISMIC QUALIFICATIONS:
 OSP=0136/IBC 2018/ASCE 7-16
 SDS<=2.0g Z/h=1 Ip=1.5

d000186hb

FRONT VIEW



SIDE VIEW



All Dimensions in inches

ENCLOSURE COLOR : ANSI 61 GREY – OUTDOOR

HV TERMINAL DETAIL

LV TERMINAL DETAIL

MECHANICAL TYPE LUGS INCLUDED
SUITABLE FOR #14-2 CU/AL
CONDUCTORS
1 CONDUCTOR PER PHASE

MECHANICAL TYPE LUGS INCLUDED
SUITABLE FOR #14-2 CU/AL
CONDUCTORS
1 CONDUCTOR PER PHASE

CUSTOMER NOTES:

- HV TERMINATED AT TOP FRONT
- LV TERMINATED AT BOTTOM FRONT



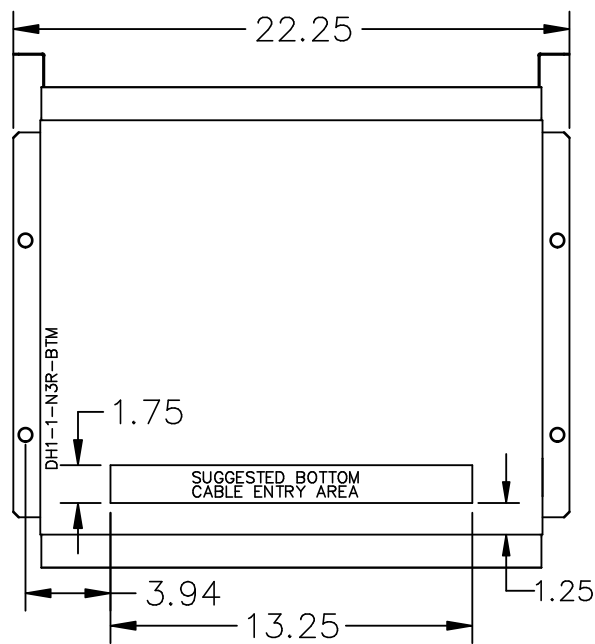
TITLE: 1PH DISTRIBUTION TRANSFORMER

2	21/07/16	PP	EDB UPDATE	DES: CSHAH
1	20/03/17	PP	SEISMIC UPDATE	DATE: 19/07/17
NO.	DATE	BY	REVISION	SCALE: NTS

SHEET 2 OF 3

EDBSC3L0015FE0C

ENCLOSURE BOTTOM VIEW



NOTE:
 WHEN BOTTOM CABLE ENTRY IS OPTED, THE SPACE USED FOR CONDUITS IN THE FRONT OF THE TRANSFORMER SHOULD NOT OBSTRUCT MORE THAN 50% OF THE FRONT AIR INTAKE AREA DEFINED BETWEEN THE BOTTOM PLATE AND THE SUPPORTING LEGS.
 SEE MANUAL FOR ADDITIONAL INFORMATION



TITLE: 1PH DISTRIBUTION TRANSFORMER
 ENCLOSURE BOTTOM VIEW

2	21/07/16	PP	EDB UPDATE	DES: CSHAH
1	20/03/17	PP	SEISMIC UPDATE	DATE: 19/07/17
NO.	DATE	BY	REVISION	SCALE: NTS

SHEET 3 OF 3

EDBSC3L0015FE0C