



TITLE: IRON CORE LINE REACTOR  
NAMEPLATE INFORMATION

NO.	DATE	BY	REVISION

DES: PBAKER  
DATE: 24/07/18  
SCALE: NTS

SHEET 1 OF 2

EDBCRX1000DE



HPS CENTURION R  
3PH DRY TYPE  
REACTOR

P/N CRX1000DE

INDUCT. 0.037 MH 50/60 HZ 1000 AMPS

0.6 KV CLASS WT: 364/166 lbs/kg TYPE 1 ENCL.

AMBIENT: 50° TEMP CLASS: 220 TYPE JR-3A

USE WITH SUITABLY RATED LISTED (ZMWV) LUGS  
WINDING TERMINAL TEMPERATURE: 75° C



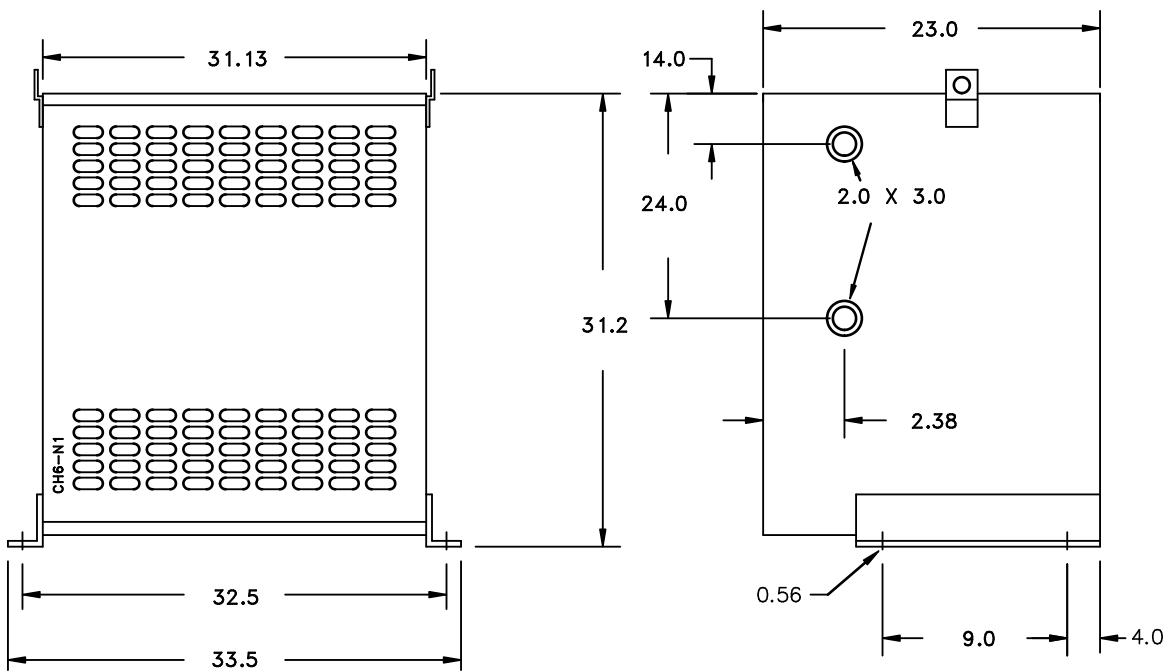
LR3902



LISTED

MADE IN CANADA  
f003783e

IND.  
CONT.  
EQ.  
E61431

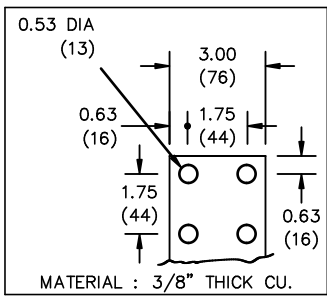
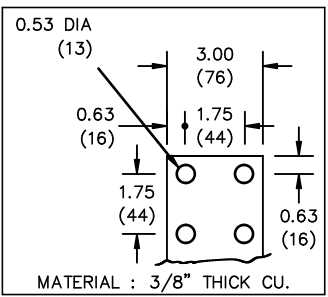


All Dimensions in inches

ENCLOSURE COLOR :ANSI 61 GREY – INDOOR

INPUT TERMINAL DETAIL

OUTPUT TERMINAL DETAIL



CUSTOMER NOTES:

- INPUT TERMINATED AT TOP FRONT
- OUTPUT TERMINATED AT BOTTOM FRONT



TITLE: IRON CORE LINE REACTOR ENCLOSURE & TERMINATION DETAIL				
				DES: PBAKER
				DATE: 24/07/18
				SCALE: NTS
NO.	DATE	BY	REVISION	

SHEET 2 OF 2

EDBCRX1000DE

0.1 httpd 2026/06/16 20:46

THIS DRAWING CONTAINS STRICTLY CONFIDENTIAL INFORMATION BELONGING TO HAMMOND POWER SOLUTIONS AND MUST NOT BE DISTRIBUTED OUTSIDE AUTHORIZED PARTIES.