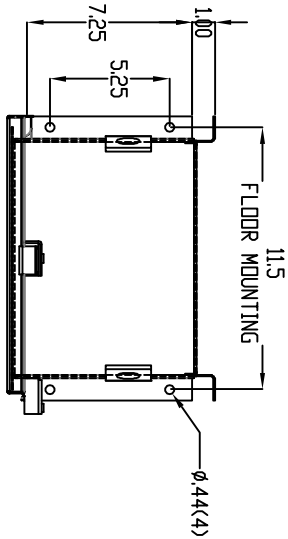
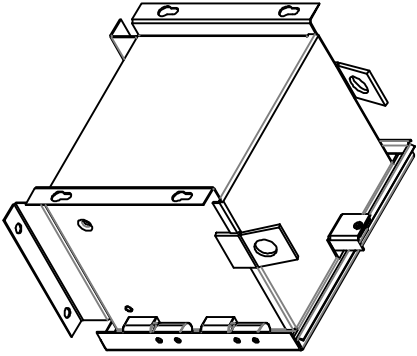


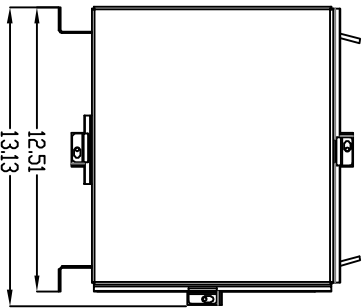
FRONT ISD VIEW



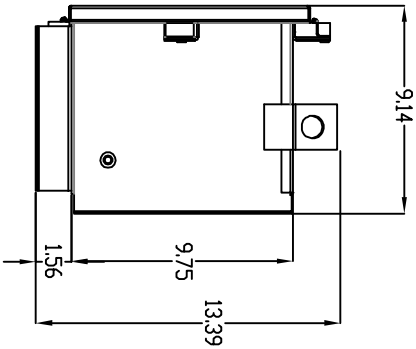
TOP VIEW



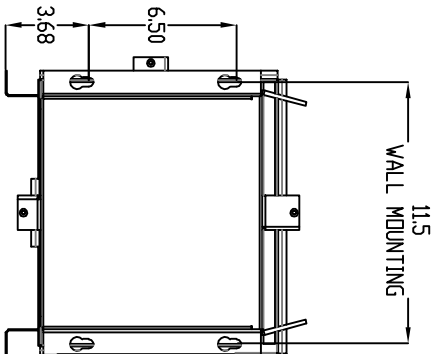
REAR ISD VIEW



FRONT VIEW



RIGHT SIDE VIEW



REAR VIEW



ALL DIMENSIONS IN INCHES
IN 10 PROJECTS

CAD
GENERATED
DRAWING
DO NOT
MANUALLY
UPDATE

SEE 'A' SIZE SHEET 1 FOR
TOLERANCES AND REVISION
INFORMATION

DESIGN BY: MM
DATE: 2008-06-04

CHECKED BY: MM
DATE: 2008-06-04

APPROVED BY: MM
DATE: 2008-06-04

TITLE:

DETAIL DRAWING
FOR DQ11 POTTED ENCLOSURE

DWG. NO.

DQ11-N4
DQ11-N4X
DQ11-N12
SHEET 1 OF 1
REV 1

CONFIDENTIAL

THIS DRAWING CONTAINS PROPRIETARY INFORMATION BELONGING TO
HAMMOND POWER SOLUTIONS INC., AND IS NOT FOR GENERAL DISTRIBUTION